

**mellerware®**

makes life easier

**PURIFY**  
Replacement filter pack



---

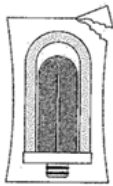
Ceramic filters



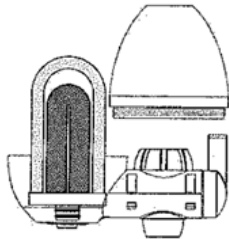
**2 YEAR**  
WARRANTY

Model:  
30520

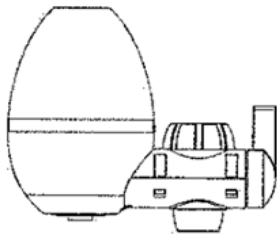
## 1. Fitting the new filter:



Step 1: Remove the filter from its packing and check if it's in good condition.



Step 2: Detach and remove the top cover from the purifier. Insert the new filter element in the base by gently pushing it down.



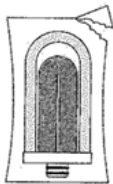
Step 3: before placing the top cover and tightening the cover to the base; make sure that the waterproof ring is in position in the groove

## 2. Filter lifespan

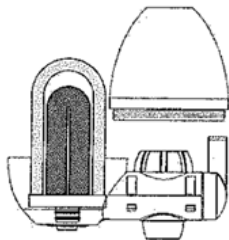
2.1. It is recommended that each Ceramic filter filters up to 2000 liters of water. You can purchase replacement filters at leading retailers nationally.

**PLEASE REFER TO INSTRUCTION MANUAL  
SUPPLIED WITH TAP UNIT.**

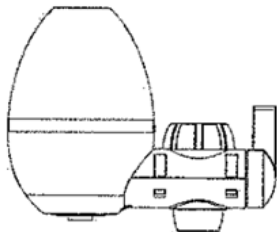
## 1. Filter vervanging



Step 1: Verwyder die filter uit sy verpakking en kyk of dit in goeie toestand is.



Step 2: Maak die boonste omhulsel van die reiniger los en verwyder dit. Plaas die nuwe filter element in die basis deur dit saggies af te druk.



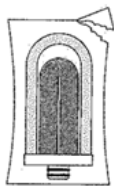
Step 3: voordat jy die boonste deksel terug plaas en die deksel aan die basis vasvat; maak seker dat die waterdigte ring in posisie in die groef is

## 2. Filter lewensduurte

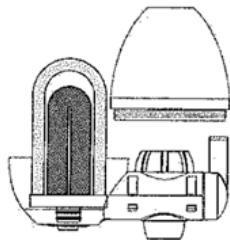
2.1. Dit word aanbeveel dat elke Keramiekfilter tot 2000 liter water filtreer.

**VERWYS ASSEBLIEF NA INSTRUKSIE HANDLEIDING  
VERSKAF MET TAP UNIT.**

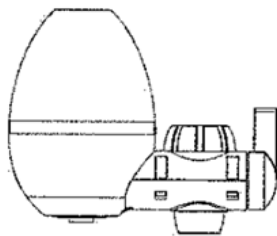
## 1. Montaje del nuevo filtro:



Paso 1: Retire el filtro de su embalaje y compruebe si está en buenas condiciones.



Paso 2: Retire y retire la cubierta superior del purificador. Inserte el nuevo elemento filtrante en la base empujándolo



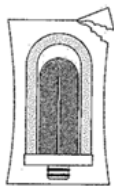
Paso 3: Antes de colocar la cubierta superior y apretar la cubierta a la base; asegúrese de que el anillo impermeable esté en posición en la ranura

## 2. Vida útil del filtro

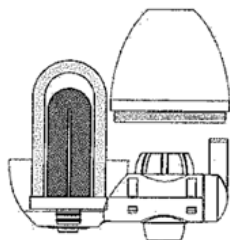
2.1. Se recomienda que cada filtro de cerámica filtre hasta 2000 litros de agua. Puede comprar filtros de reemplazo en los principales minoristas a nivel nacional.

**CONSULTE EL MANUAL DE INSTRUCCIONES  
SUMINISTRADO CON UNIDAD DE TAP.**

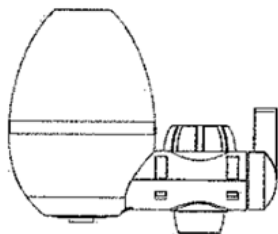
## 1. Montage du nouveau filtre:



Étape 1: Retirez le filtre de son emballage et vérifiez s'il est en bon état.



Étape 2: Détachez et retirez le capot supérieur du purificateur. Insérez le nouvel élément de filtre dans la base en le poussant doucement vers le bas.



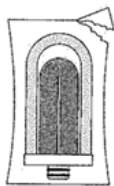
Étape 3: Avant de placer le capot supérieur et de serrer le couvercle sur la base; assurez-vous que la bague étanche à l'eau est en position dans la rainure

## 2. Durée de vie du filtre

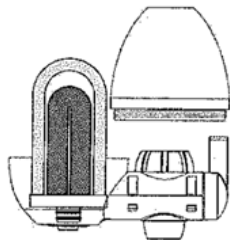
2.1. Il est recommandé que chaque filtre en céramique filtre jusqu'à 2000 litres d'eau. Vous pouvez acheter des filtres de remplacement chez les principaux détaillants à l'échelle nationale.

**VEUILLEZ CONSULTER LE MANUEL D'UTILISATION FOURNI AVEC TAP UNITÉ.**

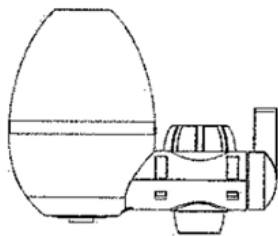
## 1. Instalando o novo filtro:



Passo 1: Retire o filtro da embalagem e verifique se está em boas condições.



Passo 2: Retire e remova a tampa superior do purificador. Insira o novo elemento de filtro na base empurrando-o suavemente para baixo.



Passo 3: Antes de colocar a tampa superior e apertar a tampa na base; Certifique-se de que o anel impermeável esteja na posição no sulco

## 2. Vida útil do filtro

2.1. Recomenda-se que cada filtro de cerâmica filtra até 2000 litros de água. Você pode comprar filtros de substituição em varejistas líderes a nível nacional.

**POR FAVOR, CONSULTE O MANUAL DE INSTRUÇÕES FORNECIDO COM UNIDADE TAP.**

Durban  
35 Adrain Road, Windermere,  
Durban, South Africa, 4001  
Tell: +27 31 303 3465  
Fax: +27 31 303 8259

## creative housewares

🏠 20 Tekstiel Street, Parow, Cape Town, 7493, South Africa  
✉ P.O. Box 6156 Parow East, 7501, South Africa  
☎ +27 21 931 8117 📠 +27 21 931 4058  
Service Centre Helpline: 086 111 5006  
🌐 [www.creativehousewares.co.za](http://www.creativehousewares.co.za)

Johannesburg  
Unit 25 & 26 San Croy Office Park  
Die Agora Road, Croydon, 1619  
Tell: +27 11 392 5652  
Fax: +27 11 392 1694

